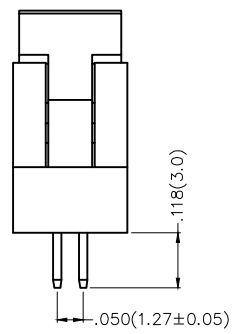
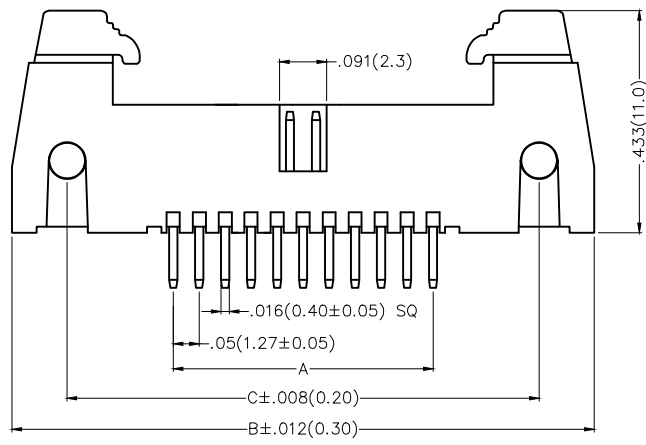
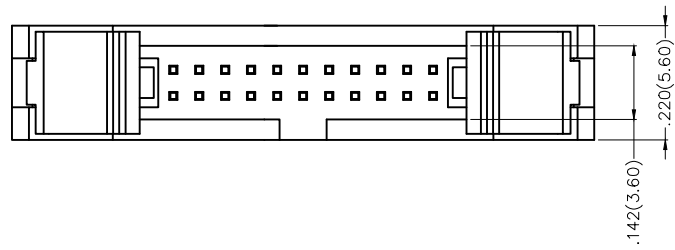


REV	LOCATIONS	DESCRIPTION	DATE	REVISER	APPD



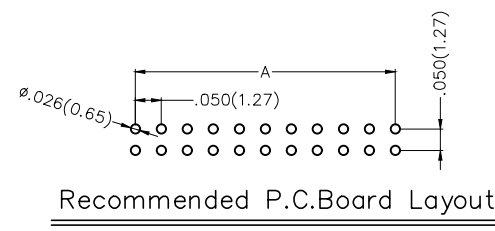
Electrical  
 Current Rating: 1.0A AC(rms)/DC  
 Voltage Rating: 250V AC(rms)/DC  
 Contact Resistance: 20 mΩ Max  
 Insulation Resistance: 1000 MΩ MIN  
 Withstanding Voltage: 500V AC r.m.s  
 Temperature Range—Operating: -40°C~+85°C

Material and Plating  
 Housing: LCP (UL94V-0) /PA9T (UL94V-0)  
 Contact Pin: Brass  
 Plating: Gold Plated/Selective gold on contact area, tin on tail


Ordering Information

FBH 127 20 — D XX S X XX X BK K  
 1 2 3 4 5 6 7 8 9 10 11

1   Category FBH—Box Header	2   Series Number 127—Pitch1.27mm	3   Distinction No. 20	4   Row Option D—Double Row	5   Circuits XX	6   Entry Angle S—180° Vertical
7   Plating 1—Gold Plated 3—Selective gold on contact area, tin on tail	8   Thickness of Plating 00—Gold Flash 05—5μ" Custom plate available	9   Material—Resin 3—LCP 5—PA9T	10   Color—Resin BK—Black	11   Packaging K—Tray	



Circuits (n)	Part No.	Dimensions(in/mm)			Circuits (n)	Part No.	Dimensions(in/mm)		
		A	B	C			A	B	C
6	FBH12720-D06SXXXBKK	.100(2.54)	.721(18.31)	.504(12.81)	34	FBH12720-D34SXXXBKK	.800(20.32)	1.421(36.09)	1.204(30.59)
10	FBH12720-D10SXXXBKK	.200(5.08)	.821(20.85)	.604(15.35)	40	FBH12720-D40SXXXBKK	.950(24.13)	1.571(39.90)	1.354(34.40)
14	FBH12720-D14SXXXBKK	.300(7.62)	.821(23.39)	.704(17.89)	44	FBH12720-D44SXXXBKK	1.050(26.67)	1.671(42.44)	1.454(36.94)
16	FBH12720-D16SXXXBKK	.350(8.89)	.971(24.66)	.754(19.16)	50	FBH12720-D50SXXXBKK	1.200(30.48)	1.821(46.25)	1.604(40.75)
20	FBH12720-D20SXXXBKK	.450(11.43)	1.071(27.20)	.854(21.70)	60	FBH12720-D60SXXXBKK	1.450(36.83)	2.071(52.60)	1.854(47.10)
26	FBH12720-D26SXXXBKK	.600(15.24)	1.221(31.01)	1.004(25.51)	64	FBH12720-D64SXXXBKK	1.550(39.37)	2.171(55.14)	1.954(49.64)
30	FBH12720-D30SXXXBKK	.700(17.78)	1.321(33.55)	1.104(28.05)	68	FBH12720-D68SXXXBKK	1.650(41.91)	2.271(57.68)	2.054(52.18)

THIRD ANGLE PROJECTION	GENERAL TOLERANCES (UNLESS SPECIFIED)		APPROVE BY JOHNNY	DATE 06/MAY/21	PART NO. FBH12720-DXXSXXXBKK	ITEM NO. FBH12720	 Leader Of Industry
	DESIGN UNITS Inch (metric)	X.±.012(0.30) X.X±.008(0.20) X.XX±.006(0.15) X.XXX±.004(0.10)	X.±5° .X±2° .XX±1° .XXX±0.5°	CHECKED BY CHERRY	DATE 06/MAY/21	TITLE Wire to Board(Box Header) Pitch 1.27mm 180° Vertical (DIP)	
SCALE 5:1	SIZE A4		DRAWN BY KATE	DATE 06/MAY/21	THIS DRAWING CONTAINS INFORMATION THAT IS PROPRIETARY TO TXGA INDUSTRIAL ELECTRONICS(S.Z)CO.,LTD AND SHOULD NOT BE USED WITHOUT WRITTEN PERMISSION		